

Tumble Forms²™



Comfort

comes as standard



TEIDA

The logo for TEIDA features a stylized red wave-like shape above the word "TEIDA" in a bold, black, sans-serif font.



UAB TEIDA
Tel: +370 686 99909




info@teida.lt



www.teida.lt

Further catalogue details



Please contact Customer Services for details.



Tumble Forms²[™]

Meeting special needs - again & again

Equally valuable in schools, homes and clinical settings, the Tumble Forms[™] range has been especially developed to meet the needs of therapists and teachers working with children and young adults suffering from a range of conditions including cerebral palsy, spina bifida, muscular disorders and brain injury. The range combines therapeutic design, high quality construction and durability with a colourful child friendly appearance.

Now known as Tumble Forms 2[™], an extra level of anti-microbial protection has been added to the Tumble Forms[™] coating. This works from within to help prevent odours and premature wear caused by micro-organism growth, which can occur during normal usage. This won't wash off or wear out, making Tumble Forms 2[™] products fresher, safer, odour free and longer lasting.

The range combines innovative design with superior craftsmanship for children and young adults with special therapeutic needs:

- Providing maximum comfort combined with durability, functionality and attractiveness
- Encouraging peer to peer interaction and positive patient/caregiver reinforcement
- Assisting with proper positioning during therapeutic, school and home based activities
- Featuring lightweight design on virtually all products

The Tumble Forms 2[™] products featured in this brochure form just a part of the Tumble Forms 2[™] range. For further information please contact your local Territory Manager (contact details are on the back cover) or Customer Services. A free of charge, no obligation demonstration for any of these products can be arranged for any UK based customer.



Throughout this brochure there are suggested uses and treatment tips. These are only suggestions. They are not intended to apply to a specific client or situation and they are not in any way the only applications available. Many other uses are possible and depend on the adaptive ability of the individual therapist and the therapeutic needs of the client. In all cases, it is the therapist who should determine which uses or therapies are appropriate for each specific case.

Positioning serves a variety of therapeutic purposes. It can be used to reinforce normal motor control, the developmental sequence (from the head progressing through to the lower body and trunk) and to provide or maintain needed stability where motor control is lacking. Positioning helps develop muscle tone, prevent deformities and increases or maintains a range of motion by keeping good body alignment and aid the lessening of the influences of pathological reflexes.

WEDGES

These are one of the most versatile therapy tools available. Primarily used as alternatives to sitting when an individual lacks head control, sitting balance and the ability to adjust their trunk. There are many potential uses of wedges, limited only by the user's circumstances. These include:

- Promoting weight bearing on upper extremities (such as shoulders, elbows and extended forearms)
- Facilitating head raising and controlled movement
- Promoting extension of hips and knees
- Facilitating rolling skills

The seamless Tumble Forms 2™ coating is soft, urine-proof and easy to clean. A Velcro™ strip enables add-on wedges to be used.

The selection of a particular wedge will depend on the size of the user. The ideal size wedge generally will be one whose surface is long enough to accommodate the user's prone body from the sternum to at least the knees.

Available in 8 sizes:

2795A	10 x 51 x 56cm, angle of incline 10°
2795B	15 x 51 x 56cm, angle of incline 15°
2795C	20 x 51 x 56cm, angle of incline 19°
2795J	25½ x 51 x 56cm, angle of incline 23°
2795D	15 x 61 x 71cm, angle of incline 12°
2795E	20 x 61 x 71cm, angle of incline 15°
2795F	25½ x 61 x 71cm, angle of incline 19°
2795L	30½ x 61 x 71cm, angle of incline 28°

A 12½ cm Abductor Wedge (code 4768B) can be used to separate a child's legs, extend their hips and promote weight bearing at the knees.

Other types of wedges are available. Please contact your local Territory Manager or Customer Services for further information.

WEDGES AVAILABLE IN 8 SIZES



TREATMENT TIP
Position client prone over wedge with toy or activity in front of child. Child can work on head control, weight bearing on arms, and fine motor skills while wedge helps control arm extension patterns.



TREATMENT TIP
Facilitate rolling skills by laying child diagonally on two or three appropriately sized wedges used to assist the child in trunk rotation.

ROLLS IN A SELECTION OF SIZES



TREATMENT TIP
Independent sitting promotes participation in varying degrees of coordination and balance activities while upright.



TREATMENT TIP
Use raised rolls on carpeted surface to take advantage of Velcro™ brand hook and loop strip base. Roll is uniquely shaped for bolster, side leaning, or prone positioning.

TREATMENT TIP
When children are not ready for the vestibular stimulation of a regular roll, start child's balance training on a stable Raised Roll.

ROLLS

These colourful, adaptable shapes are used where a rolling or rocking movement is desired. They are used for positioning, balance and neuro-developmental training. They are particularly suitable for coordination training and the development of trunk activity. They provide soft but firm support that (due to the solid core) won't bottom out over time. Potential uses for rolls include:

- Development of head and trunk extension
- Development of forearm and hand control
- Development of upper extremity weight bearing
- Development of head and trunk control as a basis for normal tone

Available in 9 sizes:

2794A	10 x 61cm
2794B	15 x 61cm
2794F	20 x 61cm
2794G	20 x 91cm
2794C	25 x 91cm
2794D	30 ¹ / ₂ x 91cm
2794H	30 ¹ / ₂ x 122cm
2794E	35 ¹ / ₂ x 122cm
2794J	41 x 122cm

All rolls have a handy loop at one end for hanging on the Tumble Forms 2™ Roll Rack (code 7297).

RAISED ROLLS

Raised Rolls are a versatile way of expanding the positioning options available. They offer the option of a conventional roll with the stability of a wedge. They are particularly suitable for flexion and extension exercises and stable bolster sitting. The unique shape of the raised rolls provides a stable base for knee and ankle flexion, cervical elongation and bolster sitting. Velcro™ attachments on the base of the roll hold it in place for active or static therapies.

Available in 4 sizes:

2789A	5 x 10 x 46cm
2789B	7 ¹ / ₂ x 10 x 46cm
2789C	11 x 15 x 61cm
2789D	15 x 20 x 76cm

THE UNIVERSAL SIDE LYER

A child who finds it difficult to function in an upright position and engage their hands in a midline position often meets with success through side lying. Side lying is a basic developmental building block that needs to be mastered in order to roll, balance and crawl. Further development of gross, fine motor and perceptual skills depend on achieving this basic task. While decreasing abnormal extension, it provides a supportive learning environment enabling the child to focus on activities in front of them. Side positioning decreases abnormal extension, maintains shoulder protraction and allows the arms to be placed in midline position. Uses include:

- Improving head control
- Improving forearm, hand function and hand/eye coordination
- Postural drainage

An angled base allows gravity to help position the user. Two soft adjustable straps are included and optional block modules that can be used as headrests or for leg abduction are available.

2798	Universal Side Lyer
2796A	Optional Block Modules (pair)
928254	Spare Strap for Side Lyer

THE TADPOLE

The Tadpole is a multi use therapy system designed to meet the positioning needs of infants, toddlers and pre-school children. By using the constituent parts separately or in combination the user can be placed in a variety of positions. The therapist can create passive, active and developmental exercises for the user. Uses include:

- Positioning (side lying, prone, supine and sitting)
- Weight bearing to particular body areas (e.g. pelvis, arms)
- Vestibular activity
- Postural drainage

The soft Tumble Forms 2™ covering is easy to clean, non-toxic and latex free.

4772T	Tadpole Paediatric Positioner
-------	-------------------------------

All of the component parts can be ordered separately if required.

4772TH	Half Roll
4772TW	Wedge
4772TM	Tray with Mirror
924772	Base
92477201	Log
92477202	Rainbow End
92477204	Large Mesh Carrying Bag
928258	Side Lyer Strap
928256	Buckle Strap

UNIVERSAL SIDE LYER



TREATMENT TIP
Put block under one end of base to angle for postural drainage. Place child on side with top knee flexed and head supported.

THE TADPOLE



TREATMENT TIP
Use base and wedge modules together for long leg sitting. Tray can be placed in front of child for educational and fine motor skills activities.



THE UNIVERSAL GRASSHOPPER SYSTEM



i TREATMENT TIP

Prone or supine positioning can be used to develop improved head control, shoulder girdle stability and help prevent contractures and deformities in the lower extremities by facilitating hip extension, abduction and external rotation, knee extension and ankle dorsiflexion.

i TREATMENT TIP

Independent sitting enables the child to engage in a range of activities involving varying degrees of eye/hand coordination while upright. Both roll sitting and long leg sitting can be used to maintain or increase range of motion.



THE GRASSHOPPER

This mobile positioning system consists of 17 different modular shapes and forms that can be used in the classroom, rehabilitation setting or at home. The positioning modules allow the therapist to creatively position the user in an infinite number of ways. Uses include:

- Vestibulator activities
- Prone or supine positioning
- Side lying positioning
- Long leg and roll sitting positioning

The mobile base allows transportation from room to room without having to reposition the user. The soft Tumble Forms 2™ covering is easy to clean, non-toxic and latex free.

4775 Universal Grasshopper System

All of the component parts can be ordered separately. These include:

924781	Short Rectangle
924774	Log
924775	Small Wedge
924776	Large Wedge
924777	Trapezoid
924773	Base
928284	Buckle Strap
928294	Restraint Pad
9101	Accessory Wedge
9102	Quarter Roll
9106	Wrap Straps
4768B	Abductor Wedge

For further information please contact Customer Services or your local Territory Manager.

Sitting is an essential activity. It is an important step in the normal developmental sequence. It requires good head and trunk control, pelvic stability and efficient equilibrium responses.

Independent sitting enables an individual to engage in a wider range of activities involving varying degrees of eye-hand coordination and allowing for the free use of their hands.

THE DELUXE FLOOR SITTER

The **Deluxe Floor Sitter** consists of the Feeder Seat and the Floor Sitter Wedge, both of which are available individually. The Feeder Seat is a simple soft foam positioning seat originally developed for feeding but able to be used for any short-term activity in the home, clinic or school. It is a practical alternative to a wheelchair or a stander. The Feeder Seat allows good basic positioning without complicated adjustments. Available in four sizes, features include:

- Shoulder harness slots to allow 10cm (4") of vertical adjustment of the shoulder straps to accommodate users of different heights
- A contoured interior that has a 90° seat to back relationship to provide posturally correct seating
- Lateral side supports maintain left to right symmetry and bring arms slightly forward
- A 45° hip strap and quick release H-belt to help maintain the user's position

The wedge can be used to position the Feeder Seat in an upright or reclined position suitable for different activities. A Velcro™ hook and loop system holds the seat securely in place but allows for easy adjustability.

The **Deluxe Floor Sitter** provides positioning control especially for those with developmental delay and cerebral palsy who lack proper sitting balance and head and mouth control. It is excellent for carers because it maintains correct posture in selected positions with minimal supervision. Uses include:

- Aiding training programmes (e.g. one to one communication, practising feeding techniques, jaw control exercises, oral exercising, grasping and reaching exercises)
- Upright sitting and reclined positioning
- Positioning for a wide range of home activities (e.g. one to one games, watching television)

4542B	Deluxe Floor Sitter Small
4542A	Deluxe Floor Sitter Medium
4542D	Deluxe Floor Sitter Large
4542E	Deluxe Floor Sitter Extra Large

The **Deluxe Floor Sitter** is available in four colours, Blue, Red, Purple and Teal. To select a colour please add B, R, P, or T after the code.



Replacement straps and belts are available. Please contact Customer Services or your local Territory Manager for further information.

DELUXE FLOOR SITTER



DELUXE FLOOR SITTER INCLUDES
1. Feeder Seat.
2. Wedge.

TREATMENT TIP
Anti-thrust seat on small, medium and extra-large models for increased pelvic stability.



FEEDER SEAT WITH COZZEE COVER

DELUXE FLOOR SITTER WITH OPTIONAL TRAY



FEEDER SEAT WITH MOBILE BASE



Sizing information for the **Feeder Seat** or **Deluxe Floor Sitter** is as follows:

	Small	Medium
Outer Height	53cm	68 ¹ / ₂ cm
Outer Width	26 ¹ / ₂ cm	35 ¹ / ₂ cm
Inner Depth	20cm	24cm
Inner Height	46cm	58 ¹ / ₂ cm
Inner Width	18 ¹ / ₂ cm	23cm
Max User Height	Up to 91cm	Up to 122cm

	Large	Extra Large
Outer Height	86cm	104cm
Outer Width	43cm	53cm
Inner Depth	33cm	42cm
Inner Height	73cm	89cm
Inner Width	32cm	38cm
Max User Height	Up to 150cm	Up to 183cm


The codes for the **Feeder Seat** are:

2795N	Small
2795M	Medium
2795X	Large
2795Y	Extra Large

The codes for the **Floor Sitter Wedge** are:

4542W	Fits the Small, Medium & Large Feeder Seat
4542Y	Fits Extra Large Feeder Seat

The **Feeder Seat** and **Floor Sitter Wedge** are available in four colours, Blue, Red, Purple and Teal. To select a colour, please add B, R, P or T after the code.



A full range of accessories is available to extend the possible uses for the Deluxe Floor Sitter. These include:

- The Cozzee Cover. This is made of a soft breathable fabric that will reduce sweating during high temperatures and provide extra comfort

Available in four sizes:

2785S	Small
2785M	Medium
2785L	Large
2785XL	Extra Large

- An adjustable tray that provides a flexible work surface, one size fits all (code 2795T)
- A mobile base to allow the carer to move or transport the client without having to reposition them

4444MC Suitable for Small & Medium Feeder Seats

4542N Large

4542S Extra Large

THE UNIVERSAL CORNER CHAIR

Used to practice the basic sitting position, the **Universal Corner Chair** helps keep the child's shoulders flexed and protracted to help better focus on fine motor activities. It also helps maintain leg extension and reduces extensor thrust. The chair's padding allows a user to maintain the sitting position for longer periods. The chair features:

- A broad base to help prevent tipping
- An adjustable (to 30°) tray
- An integral abductor block which supports the removable tray
- A hip positioning belt and height adjustable H-harness

One size fits children up to 152cm (5ft) in height.

4590U Universal Corner Chair

CARRIE SEAT

The **Carrie Seat** is a versatile multi-positioning seat that has many additional features to a Feeder Seat. It can be placed in most chairs and strapped in place with the wrap around rear strap. By removing the footrest it can be made into a floor sitter. Advanced seating and positioning contours aid good posture. A headrest, tray, adjustable footrest, height adjustable neck stabiliser and four-point harness are included. The Carrie Seat features the same shock absorbing foam and seamless Tumble Forms 2™ coating as a Feeder Seat.

Available in four sizes:

4641S	Preschool
4641M	Elementary
4641L	Junior
4641SA	Small Adult

Sizing information is as follows:

	Pre-School	Elementary
Inner Height	51cm	66cm
Inner Depth	20 ¹ / ₂ cm	25 ¹ / ₂ cm
Inner Width	20 ¹ / ₂ cm	25 ¹ / ₂ cm
Outer Width	30 ¹ / ₂ cm	36cm
Max User Height	Up to 97cm	Up to 122cm
Max User Weight	Up to 18kg	Up to 27kg

	Junior	Small Adult
Inner Height	76cm	84cm
Inner Depth	33cm	39 ¹ / ₂ cm
Inner Width	30 ¹ / ₂ cm	35 ¹ / ₂ cm
Outer Width	41cm	47cm
Max User Height	Up to 147cm	Up to 173cm
Max User Weight	Up to 46kg	Up to 59kg

A full range of accessories to extend the use of the Carrie Seat is available. These include a Cozzee Cover, which provides extra comfort and absorbs moisture, a mobile base and a hinged collar. A version of the Carrie Seat is available that can be used as a potty or commode. For further information please contact Customer Services or your local Territory Manager.

UNIVERSAL CORNER CHAIR



TREATMENT TIP
If knee extension is not possible, cross child's legs behind abductor. Abductor will act as support, helping to maintain child's position.

TREATMENT TIP
Place child in sitting position with hips far back in seat and activity on tray.

CARRIE SEAT WITH COZZEE COVER



Height adjustable neck stabiliser.

Four point comfort adjustable harness.

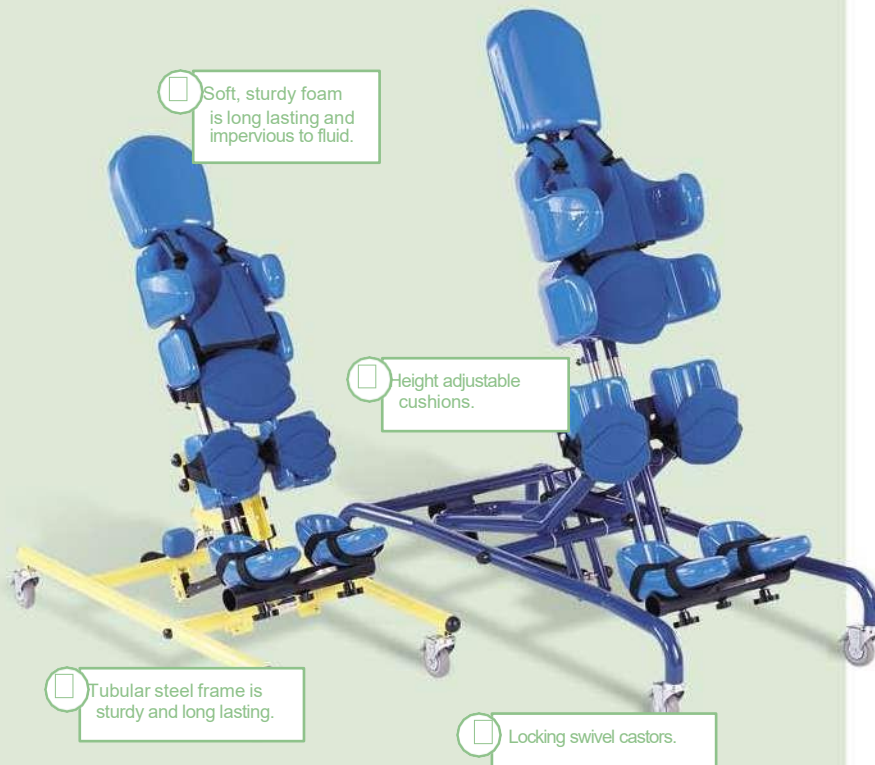
Anti-thrust seat to stabilise pelvis.

Footrest positions feet for optimum comfort. Adjusts in height and angle.

CARRIE SEAT

Standing is a necessary activity offering physical and psychological benefits. Studies have shown that standing can help prevent the development of ulcers, impaired bowel and bladder functions, osteoporosis, muscle contractures and poor blood circulation. Standing facilitates weight bearing on the feet that can reduce abnormal muscle tone and assist hip and knee alignment. Assisted standing frees the hands for activity and facilitates head righting. Psychologically, standing can stimulate cognitive activity, encourage communication and improve socialization (by allowing face to face communication) with others at a peer level.

THE THREE-IN-ONE TRISTANDER



TRISTANDER WITH ACTIVITY TRAY



TREATMENT TIP

To promote social interaction place child in a prone position in a one-on-one or group activity setting.

THE TRISTANDER

Available in two sizes, the **Tristander 45** is suitable for children between 81-114¹/₂cm (32- 45") in height and the **Tristander 58** is suitable for children between 109-147cm (43-58") in height.

4525S	Tristander 45 (Yellow Frame) (max user weight 28kg)
4530S	Tristander 58 (Blue Frame) (max user weight 68kg)

This positioning system makes it easy for a therapist to experiment with alternative postures to find the one that is most secure and comfortable for the client. The Tristander's unique design allows it to be used for vertical, prone and supine positioning. A foot operated pneumatic tilt mechanism makes it easy to adjust the stander from 15° to 90°.

The Tristander features:

- Adjustable, soft, cushioned pads shaped to fit the user securely
- The pads feature the Tumble Forms 2™ coating and are seamless, impervious to body fluids, wipe clean and latex free
- Adjustable modular cushions that can be mounted on either size frame
- 7¹/₂cm (3") lockable castors

This wide range of flexibility allows the Tristander to grow with the child. Included are:

- A frame
- Shoes with bar
- Hip support
- Headrest
- Knee support
- Trunk support

All of these are available to be purchased individually if necessary. For further information please contact Customer Services or your local Territory Manager.

An activity tray is also available to order.

4525T	Tristander 45 Activity Tray
4527T	Tristander 58 Activity Tray

Both measure 58¹/₂ x 56cm.

Tel: +370 686 99909
info@teida.lt

All children are inquisitive about their environment and wish to explore. The Jettmobile and the Ready Racer are two products that allow any child to be able to do this safely and securely.

THE JETTMOBILE

The **Jettmobile** scooter allows children to safely explore their immediate environment and maintains the user in a symmetrical prone position whilst allowing them to push and pull with their arms. Neck, shoulder and arm muscle coordination is developed. It can be used for:

- Developing head and trunk control
- Developing upper extremities as it encourages motor coordination and improves strength
- Hip extension

4768C	Jettmobile Child Size (max user height 102cm) (max user weight 57kg)
4769C	Jettmobile Adolescent Size (max user height 152cm) (max user weight 91kg)

A range of accessories is included to further enhance the Jettmobile's therapeutic uses. These include a chest wedge, abductor wedge and hip straps. (All are available to buy separately if more are required).

924769	Half Moon Spacer (pair)
4768B	Abductor Wedge
9101	Accessory Wedge
9107	101 ¹ / ₂ cm Buckle Strap
9108	112cm Buckle Strap

THE READY RACER

The **Ready Racer** is a pre-wheelchair mobility aid that combines high performance wheelchair handling with a sporty design. Designed for indoor uses, the Ready Racer is easily manoeuvrable. It is recommended for children between the ages of 18 months and five years. It's uses include:

- Improving perceptual-motor skills
- Strengthening arm and upper trunk muscles
- Allowing children to participate in play at a peer level

4770R	Ready Racer (inner seat measures 24 x 58 x 34cm) (max user weight 25kg)
--------------	---

An optional handle is available to push the Ready Racer. Its ergonomic seat has 15° knee flexion and 90° seat to back relationship. A 45° hip strap belt is included and the seat is designed with a low front for easy self-transfer.

4770RA	Optional Adjustable Height Handle
928287	Spare Hip Strap

Tel: +370 686 99909
info@teida.lt

THE JETTMOBILE

Adjustable abductor wedge attaches with Velcro™.

Positioning wedge can be in front or back for comfort.

Hip positioning strap.

i TREATMENT TIP
Direct the child to use hand over hand movements while moving the Jettmobile around in a circular direction and changing from clockwise to counter-clockwise.



THE READY RACER WITH HANDLE



Lateral leg and trunk support.

The senses do not work in isolation. Each works with the others to form a composite picture of who we are physically, where we are and what is going on around us. Sensory integration is the organisation of sensory information for on-going use. Vestibular stimulation is the core of sensory integration therapy. This type of stimulation provides powerful input, which affects not just the vestibular system, but also most other systems (visual, auditory, proprioceptive) through its connecting structures.

DELUXE VESTIBULATOR II SYSTEM



i TREATMENT TIP

Place child in sitting position with legs and arms wrapped around vertical bolster. Therapist moves the swing back and forth for vestibulator stimulation.

i TREATMENT TIP

Place the child prone in the net swing. The child should try to push themselves back for the therapist to begin back and forth movement. Child can also try to pick up bean bags off the floor while swinging by.



THE DELUXE VESTIBULATOR II

The **Deluxe Vestibulator II** is a freestanding system that offers all the benefits of a ceiling suspension system without the installation costs and concerns. It allows for a wide range of treatments and uses. (Each case should be treated as unique and the therapy should be prescribed after careful evaluation and observation by a trained therapist).

It accommodates a wide range of therapy modules for vestibular, neuro-developmental and sensory integration therapy. When used with various accessories, it provides vertical stimulation and direct flexion, linear acceleration, rotational experience and a complete range of motion exercises. The maximum user weight is 227kgs.

2784 Deluxe Vestibulator Set

The full set includes a frame, flexi disc, mat, and roll swing, net swing with positioning seat, prone net swing, platform swing and a rope with ascenders (all of which can be purchased separately).

2784F Frame (with rope and ascenders)

2772P Platform Swing

2772D Flexidisc (51 $\frac{1}{2}$ cm)

2772H Roll Swing (36 x 122cm)

2772N Prone Net Swing

2772S Net Swing with Positioning Seat

2772M Mat (152 x 213cm, 5cm thick)

2772RA Rope with Ascender

For further information please contact Customer Services or your local Territory Manager.

Tel: +370 686 99909
info@teida.lt

THE DELUXE TORTOISE SHELL THERAPY SYSTEM

This colourful, moulded polyethylene shell is ideal for vestibular therapy and sensory integration. It can be used independently or as an accessory to the **Deluxe Vestibulator System**. The system contains a net filled with balls that are used for buoyancy and sensory feedback. It is ideal for children age 0 to 5 years to use either individually or in a group. The shell measures 86 x 46cm.

2886 Deluxe Tortoise Shell

The **Deluxe Tortoise Shell** can be ordered with the suspension kit that allows the Tortoise Shell to be used with the Vestibular II frame. This suspends the Tortoise Shell from the Vestibulator II. This supports up to 36kg.

2885C Deluxe Tortoise Shell, Net with Balls and Suspension Kit

All of the component parts can be ordered separately if required:

2885 Tortoise Shell with Lid
2885R Tortoise Shell Suspension Kit
2885B Replacement Net with Balls

THE DELUXE TURTLE THERAPY SYSTEM

This is a complete therapy system designed for vestibular stimulation and sensory integration. The system includes a rocking dome, padded scooter, T-stool attachment, net swing with rope and ascender and a therapy record booklet. All of these can be conveniently stored inside the Turtle Dome. It has a wide range of therapeutic uses, these include:

- Improving equilibrium reactions and trunk strengthening
- Proprioception to lower extremities, equilibrium reactions, eye hand coordination
- Proprioception to upper extremities and reflex integration or eye hand coordination
- Lower extremity weight bearing equilibrium reactions and eye hand coordination

2882 Deluxe Turtle Therapy System

If required the T Stool/Scooter can be ordered separately (**2883S**)

DELUXE TORTOISE SHELL THERAPY SYSTEM



i **TREATMENT TIP**
 Rock child gently in balls to promote proprioceptive and balance reactions.



i **TREATMENT TIP**
 Place scooter into turtle dome to create a flat surface. Sit child on turtle supported by therapist as necessary, and work with child on lower extremity weight bearing and equilibrium reactions.



i **TREATMENT TIP**
 Support child in prone position while encouraging neck and trunk extension.



DELUXE TURTLE THERAPY SYSTEM

The Tumble Forms 2™ products featured in this brochure form just a part of the Tumble Forms 2™ range. For information regarding the complete range and for further information regarding the products featured in this brochure please contact your local Territory Manager or Customer Services.

The range features a unique, impermeable, non stick, seamless coating that is flexible, durable and latex free. It is waterproof, stain, solvent and urine resistant and resists cracking or peeling over an extended period of time. The shapes are made from high density, shock absorbing foam that retains its shape even after long term heavy use. With normal care and respect, the Tumble Forms 2™ range will give many years of active service.

VENT HOLES

Each Tumble Forms 2™ shape has at least one vent hole. This has been heat stamped through the covering and is necessary to equalize air pressure in the foam with atmospheric pressure. Since temperature changes and consequent atmospheric changes occur, these vents maintain the proper shape and resiliency of the Tumble Forms 2™ product.

WATER

Whilst the Tumble Forms 2™ coating is waterproof, the products are not water toys. They are designed to take in and exhaust air for a cushion like effect. If the cushion is submerged, water will be soaked up like a sponge through the vent hole.

OUTDOOR USE

Tumble Forms 2™ products are designed to be used indoors. If used out-of-doors, care should be taken not to let them get wet. If the cushions do accidentally absorb water through the vent holes they will dry out best by squeezing and pressing them. Any remaining dampness will disappear after a few days by the exchange of dry air through the vent holes.



CLEANING

Tumble Forms 2™ covering may be cleaned with household grade detergents, either liquid or abrasive powder types. Permanent markers and ballpoint pen markings cannot be removed. Non-permanent inks, wax, crayon, oil, grease or dirt can be scrubbed with an abrasive powder cleanser or scouring pad and wiped clean with a wet rag. (Do not soak the cushion, as it will get water logged).

TUMBLE FORMS 2™ REPAIR KIT

In the event that the Tumble Forms 2™ coating shows wear from heavy use over an extended period of time, a maintenance kit is available for making minor repairs (code 2732K). The components may be used on any Tumble Forms 2™ item. The maintenance kit includes:

- Vinyl repair patches in assorted Tumble Forms 2™ colours
- Replacement Velcro™ hooks and loops
- Adhesive for attaching either the Velcro™ or vinyl repair patches



The information and diagrams below will assist you in measuring a user for Tumble Forms 2™ products.

1. Trunk Width

Trunk width should be measured across the torso a few inches below the axillae. Do not measure circumference.

2. Sitting Hip Width

Measure the outside width of the hips with the user in a sitting position.

3. Thigh Depth or Seat Depth

Measure laterally from the back of the user's seat to the back of the knee.

4. Lower Leg

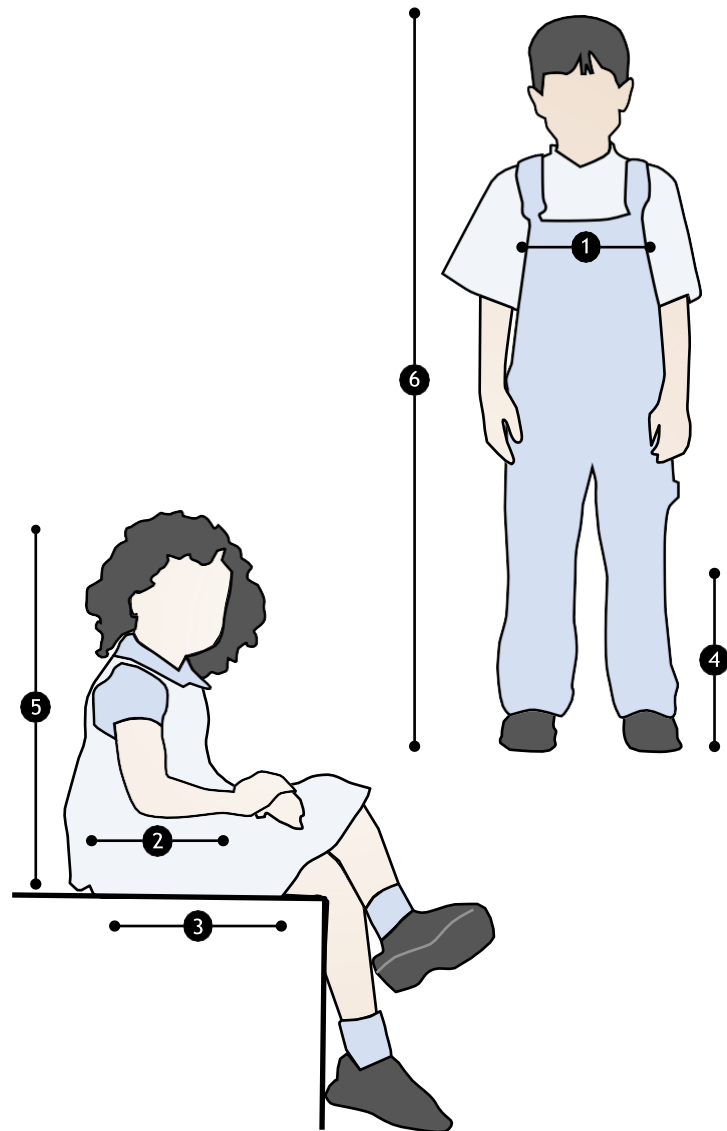
Measure from under the leg, behind the knee to the sole of the foot.

5. Sitting Height

Measure from under the seat surface to the top of the user's head.

6. Overall Height

Measure from the sole of the foot to the top of the head with the user in a standing position. This measurement may be overstated when the user is measured laying down.



OTHER CONSIDERATIONS

1. Does the user need extra support when sitting?

You may want to add support by ordering a headrest, harness, vest or pelvic strap.

2. Do the user's feet need to be secured?

You may want to secure the feet by ordering a footrest, shoes or foot straps.

3. Is there room for growth?

Consider the overall height and weight of the user and evaluate the product for growth potential.

SPARES

Virtually every Tumble Forms 2™ product has spares available to extend its life.

For further information please contact your local Territory Manager or Customer Services.

Key spares include:

For	Replacement Part	Code
Large Feeder Seat, Large Floor Sitter, Universal Corner Chair	218 ¹ / ₂ cm H-Strap	4542H
Large Feeder Seat, Large Floor Sitter, Jettmobile, Universal Corner Chair	112cm Buckle Strap	9110
Medium Feeder Seat, Medium Floor Sitter	183cm H-Strap	9108
Medium Feeder Seat, Medium Floor Sitter. Jettmobile	101 ¹ / ₂ cm Buckle Strap	9107
Small Feeder Seat, Small Floor Sitter	152 ¹ / ₂ cm H-Strap	9113
Small Feeder Seat, Small Floor Sitter	81cm Buckle Strap	9109
Grasshopper, Jettmobile, Thera-Wedge System	Abductor Wedge	4768B
Grasshopper, Universal Side Layer	152 ¹ / ₂ cm Strap/Pad	928294
Universal Side Layer	Strap	928254
Ready Racer	Hip Strap	928287