

Action^{®3} Junior



label 2018
observateur
du design



Your journey, your way



The **lightweight, foldable** wheelchair has been designed with children in mind, encompassing **freedom, fun and style** with **comfort**. It's modern design options make it a wheelchair to be proud of and thanks to its **integrated** width and depth growth ability, the child and the chair can **grow together**, making it a true companion.

- **Innovative telescopic cross brace**
- **Configured for customisation**
- **Adjustable seat height and balance**



Innovative telescopic cross brace

The **Action³ Junior** wheelchair can be **optimised to the changing shape of the child** without having to be replaced, ensuring a **perfect and comfortable fit** as they grow. This is due to the telescopic cross brace which allows the **seat to be adjusted in width and depth**. With the seat and backrest upholstery also allowing for quick and easy width adjustability, there is **no need for additional parts!**



Configured for customisation

The wheelchair has been designed to allow the child to personalise their chair to **meet not only their needs but also their style**. Choose from a selection of **soft or vibrant frame colours** and then choose one of the **3 modern spoke guard designs**. The range of accessories available on the **Action³ Junior** further enhances the customisation of the wheelchair with a range of front wheels, armrests, hangers plus more, available as optional extras.



Adjustable seat height and balance

This feature of the **Action³ Junior** has been designed to improve the driving performance for the child as it allows the rear wheels to be mounted in multiple Centre of Gravity (CoG) positions and select from three different seat height options: 410, 435 and 560 mm. This ensures an optimal set up for propelling the wheelchair.

Features and options



Selection of spoke guard designs

3 modern spoke guard designs to choose from along with 6 frame colours.



Armrests

Removable and height adjustable desk armrests ① and junior armrests ② are available as well as skirt ③ and mudguards ④ options.



Cushion

The 50 mm bi-density foam cushion provides additional comfort for the user.

Hangers

① 90° hanger, ② 80° hanger and ③ elevating legrest, adjustable from 0° to 80°, are available to suit a range of user needs.



Ergonomic Stroller push handles

The adjustable handles ensure comfort and ease of use for the carer. A width-adjustable back brace can also be added (or used on its own) to make the backrest more rigid and it can be utilised as a headrest support to provide greater comfort to the user.



Front wheel assortment

3 different types of front wheels available: ① 5" x 1" flashing solid tyre, ② 5" x 1 3/4" solid tyre and ③ 5" x 1" solid tyre.



Lightweight seat upholstery

Adjustable in width, it allows for easy handling and transportation.



Table tray

In addition to the standard slide-on table tray, the swing-away tray is easy to remove and can be folded away when transferring or not required.



Abduction legrest position

A 30° abduction position is possible with 80° hangers for those with hip problems.



Transit Version

The transit version has a seat height of 460 mm with 12" rear wheels.



Ankle grips

Available in 3 sizes, they can be adjusted to position the feet correctly and are suitable for children who are prone to spasms.



Front stabilizer kit

This provides stability for active children who are likely to climb on the wheelchair and for those who have a tendency to be overly enthusiastic when propelling.

Technical data


For more comprehensive pre-sales information about this product, including the product's user manual, please see your local Invacare website.

	Seat width	Seat depth	Seat angle	Seat height	Backrest angle	Backrest height	Front frame angle
Evolute	205 / 230 / 255 / 280 / 305 / 330 / 355 / 380 mm	200 - 250 / 250 - 300 / 300 - 350 / 275 - 325/325 - 375mm	1.5° / 5° / 8.5°	410 / 435 / 460 mm	0° / 7° / 0° - 30°	350 - 430 mm	80° / 90° / 0° - 80°
Standard	305 / 330 / 355 / 380 mm	250 - 300 / 300 - 350 mm	1.5° / 5° / 8.5°	410 / 435 / 460 mm	0° / 7° / 0° - 30°	350 - 430 mm	80° / 90° / 0° - 80°


	Length of footrests	Armrest height	Driving unit width	Total width, folded	Total length inc. footrests	Total length without footrests	Total height
Evolute	125 - 450 mm	150 - 250 / 180 - 280 mm	Seat width + 190 / + 170 ¹ mm	315 / 270* mm	740 - 965 mm	510 - 740 mm	870 - 1130 mm
Standard	125 - 450 mm	150 - 250 / 180 - 280 mm	Seat width + 190 / + 170 ¹ mm	315 / 270* mm	900 - 1000 mm	670 - 770 mm	870 - 1130 mm

	Max. safe slope	Radius	Max. user weight	Total weight	Mass of the heaviest part
Evolute	12°	750 mm	80 kg	15 / 14.5 ¹ kg	8.5 / 12 ¹ kg
Standard	12°	750 mm	80 kg	15 / 14.5 ¹ kg	8.5 / 12 ¹ kg

COMPATIBLE



CRASH TESTED




1. Transit version

Frame colours



Please note: colours may vary slightly from those displayed above.

Upholstery



Scan here to access the website.