

Aquatec® | Shower stools, shower chairs



Aquatec **Dot**

- Round shape, fits into every shower
- Easily disassembled: ideal for taking on travels
- Textured seat surface for a safe seat
- Rubber feet provide a secure stand

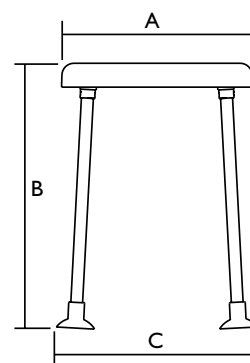


Aquatec **Disk on Dot**

- Within seconds, the **Disk**, the shower stool **Dot** and an adapter are combined to a shower stool with swivel seat
- High load capacity: 125 kg

Technical data

Order numbers	Aquatec Dot	Aquatec Disk on Dot Seat height 55 cm	Aquatec Disk on Dot Seat height 50 cm
Shower stool round, seat height 50 cm	10200-32		
Shower stool round, seat height 55 cm	10201-32		
Blue Disk + Dot + Adapter		9.01.002	9.00.002
Grey Disk + Dot + Adapter		9.01.008	9.00.008
Dimensions			
Seat width	40 cm (A)	40 cm (A)	40 cm (A)
Seat depth	40 cm (A)	40 cm (A)	40 cm (A)
Seat height	50 / 55 cm (B)	57.5 cm (B)	52.5 cm (B)
Total width	46 cm (C)	46 cm (C)	46 cm (C)
Total depth	46 cm (C)	46 cm (C)	46 cm (C)
Total height	50 / 55 cm (B)	57.5 cm (B)	52.5 cm (B)
More info			
Weight	2.5 kg	4.1 kg	4.1 kg
Load capacity	125 kg	125 kg	125 kg
Colour	White	Blue, grey	Blue, grey
Accessories			
Disk , blue	4.02.002	-	-
Disk , grey	4.02.008	-	-
Adapter for Disk on Dot	15326AQT	-	-



AQUATEC®



Yes, you can.®



Invacare® I-Fit 9780E

- Height Adjustable from 38 cm to 55 cm
- Large ergonomic shaped seat for comfort
- Easy to clean
- Light weight and easy to transport
- Stylish modular design
- Hygiene recess



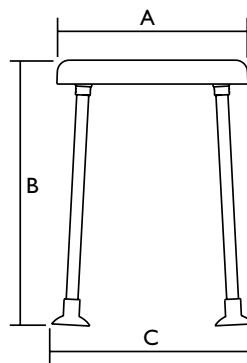
Invacare I-Fit 9781E

- Height Adjustable from 38 cm to 55 cm
- Removable backrest
- Ergonomic shaped seat with backrest for extra comfort
- Easy to clean
- Light weight and easy to transport

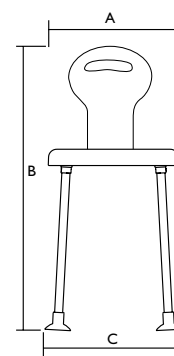
Technical data

Order numbers	Invacare I-Fit 9780E	Invacare I-Fit 9781E
Shower stool	9780E	
Shower chair		9781E
Dimensions		
Seat width	34	34
Seat depth	37	37
Seat height	38-55	38-55
Total width	50	50
Total depth	43	43
Total height	38-55	76-93
More info		
Weight	3,7 kg	4,5 kg
Load capacity	180 kg	180 kg
Colour	white	white

Invacare I-Fit 9780E



Invacare I-Fit 9781E





Aquatec Tellus

- Stable, stackable shower stool
- Ergonomic seat surface, can be supplied with or without hygiene recess
- Height-adjustable, corrosion-protected legs
- Accessories: with the soft backrest, the shower stool can be converted into a shower chair



Invacare® H2240/1

- Stable shower stool
- Large ergonomic seat surface with hygiene recess makes personal hygiene easier
- Fixed armrests
- Height-adjustable, corrosion-protected legs



Aquatec Pluto

- Ergonomic seat surface, can be supplied with or without hygiene recess
- Height-adjustable, corrosion-protected legs
- Non-slip rubber caps (FlexiFoot) compensate height differences of up to 1 cm
- Accessories: with the soft backrest, the shower stool can be converted into a shower chair



Aquatec Galaxy

- Folding, height-adjustable shower chair, perfect for taking with you while travelling and compact for storage
- Ergonomic seat surface, can be supplied with or without hygiene recess
- Soft backrest for additional support

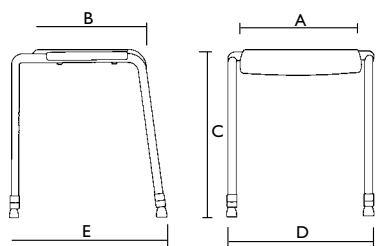
Technical data

Order numbers	Aquatec Tellus	Invacare® H2240/1	Aquatec Pluto	Aquatec Galaxy
Shower stool without hygiene recess	1470796			
5 pack	1470797			
Shower stool with hygiene recess	1470798			
5 pack	1470799			
Accessories: Backrest, can be retrofitted.	1470800		1470800	
Shower stool with armrests and hygiene recess		H2240/1	1470801	
5 pack			1470804	
Shower stool with armrests, without hygiene recess			1470802	
5 pack			1470803	
Shower chair with backrest and armrests, with hygiene recess				1470805
Shower chair with backrest and armrests, without hygiene recess				1470806

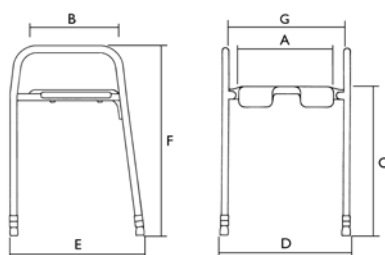
Dimensions				
Seat width	40 cm (A)	41 cm (A)	40 cm (A)	40 cm (A)
Seat depth	34.5 cm (B)	40 cm (B)	34.5 cm (B)	34.5 cm (B)
Seat height	46 - 61 cm (C)	47 - 55 cm (C)	46 - 61 cm (C)	47 - 62 cm (C)
Total width	55 cm (D)	50 cm (D)	55 cm (D)	58 cm (D)
Total depth	51 cm (E)	45 cm (E)	51 cm (E)	46 cm (E)
Total height	46 - 61 cm (C)	58 - 66 cm (F)	63 - 78 cm (F)	84 - 99 cm (F)
Graduation, height adjustment	2.5 cm	2 cm	2.5 cm	2.5 cm
Height to armrests	–	–	–	63 - 78 cm (G)
Width between the armrests	–	45 cm (G)	49 cm (G)	51 cm (H)
Width, hygiene recess	–	14 cm	13 cm	13 cm
Depth, hygiene recess	–	17 cm	14 cm	14 cm

More info				
Weight	3.8 kg	5.7 kg	4.5 kg	7.5 kg
Load capacity	125 kg	120 kg	125 kg	100 kg
Colour	White	White	White	White

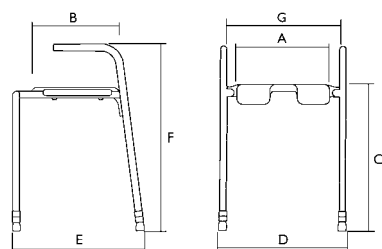
Aquatec **Tellus**



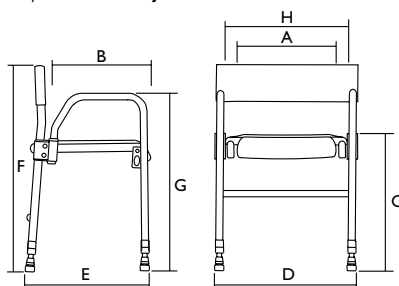
Invacare **H2240/1**



Aquatec **Pluto**



Aquatec **Galaxy**





Aquatec **Pico**

- Modular shower chair system
- Four configurations
- Textured seat surface for safe sitting
- Large hygiene recess, either at the front or back, due to two mounting options for the backrest
- Height-adjustable legs
- Rubber feet provide a secure stand
- Simple and easy assembly, no tools required
- Load capacity of up to 160 kg

Options and features



Pico

Pico with armrests

Pico with backrest

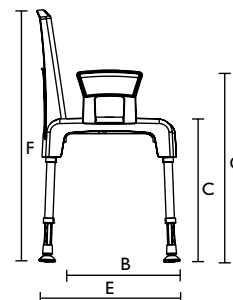

Technical data

Order numbers	Aquatec Pico
Shower stool	9.20.001
Shower stool with armrests	9.21.001
Shower chair with backrest	9.23.001
Shower chair complete	9.22.001
Backrest	16469
Armrests (pair)	16468

Dimensions	
Seat width	43 cm (A)
Seat depth	42 cm (B)
Seat height	42,5 - 57,5 cm (C)
Total width	57,5 cm (D)
Total depth	52 cm (E)
Total height	82,5 - 97,5 cm (F)
Height to armrests	60,5 - 75,5 cm (G)
Width between the armrests	43 cm (H)
Width, hygiene recess	18 cm
Depth, hygiene recess	14,5 cm
Graduation, height adjustment	2,5 cm

More info	
Weight, shower stool	3,2 kg
Weight, shower stool with armrests	4,1 kg
Weight, shower chair with backrest	4,0 kg
Weight, shower chair complete	4,8 kg
Load capacity	160 kg!
Colour	White

Aquatec **Pico**





Aquatec **Pico 3 in 1**

- Stationary, height adjustable multifunctional shower chair
- Versatile: shower chair, commode or commode support frame
- Easy handling: toilet pan can be removed from all four sides
- Absolutely corrosion-free
- Armrests, backrest, toilet pan and toilet pan holder are included in the scope of supply
- Seat height adjustable in 6 steps from 42.5 – 57.5 cm
- Very high ILoad capacity of 160 kg

Options and features



Pico 3 in 1 with one armrest



Pico 3 in 1 as commode support frame



Pico 3 in 1 with universal soft seat

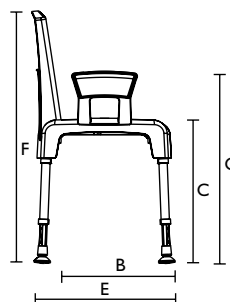

Technical data

Order numbers	Aquatec Pico 3 in 1
Shower chair complete	1525887
Universal soft seat	1526032

Dimensions	
Seat width	43 cm (A)
Seat depth	42 cm (B)
Seat height	42,5 - 57,5 cm (C)
Total width	57,5 cm (D)
Total depth	52 cm (E)
Total height	82,5 - 97,5 cm (F)
Height to armrests	60,5 - 75,5 cm (G)
Width between the armrests	43 cm (H)
Graduation, height adjustment	2,5 cm
Height, ground to lower seat edge:	
with holder for toilet pan	34 - 49 cm
without holder for toilet pan	37,5 - 52,5 cm
Width, cut out in seat plate	21,5 cm
Depth, cut out in seat plate	25 cm
Graduation, height adjustment	2,5 cm

More info	
Weight, shower chair complete	4,8 kg
Load capacity	160 kg!
Colour	White

Aquatec **Pico 3 in 1**



Invacare International Sarl
Route de Cité-Ouest 2 - 1196 Gland
Switzerland
Tel: +41 (0)22 354 60 10
Fax: +41 (0)22 354 60 11
hqeurope@invacare.com
www.invacare.eu.com

© 2010 Invacare® International Sarl
All rights reserved.

All information quoted is believed to be correct at time of print.
Invacare® reserves the right to alter product specifications without prior consultation.

Shower stools - EU - 09/2010



Yes, you can.®